



# **iMPACT**


## **WORK EXPERIENCE**

# Finding a placement







# Top Tips



# Contacting Placements

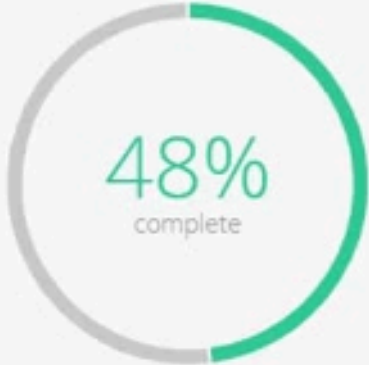


# Uploading to Unifrog




HOMEFAVOURITESLOCKERAPPLYHELPQ⚙️✉️TEACHER >

Hello [REDACTED], here's a summary of your progress so far...



48%  
complete




33rd  
in year group


Want to move things forward? We recommend you...

Start your [Personal Statement](#)1.4%


YOUR NEXT TASKS:




Start your [Personal Statement](#)



Reach the minimum character count for your [Personal Statement](#)



Finalise your 5 UK university [Definite Applications](#)



Put your [applications](#) in order of priority

[See all your tasks](#) ▾

ACCESS ALL THE TOOLS BELOW

unifrog

# Overview

**Step 1:** Find placements you're interested in.

**Step 2:** Contact placements either in person, over the phone or over email.

**Step 3:** Log the placement on Unifrog.

**Email:** [workexperience@hereford.ac.uk](mailto:workexperience@hereford.ac.uk) if you have any questions.

**Scan the QR Code below to book a  
work experience appointment or email  
workexperience@hereford.ac.uk**

