

Art & Design (Fine Art) A Level- Preparatory Work 2026

Object / Space/ Artefact


Fine Art Course outline: A variety of drawing, painting, and other creative skills are the basis for creating exciting work on the Fine Art course. You will experiment and develop work using a range of materials which will enable you to produce fresh, exciting art pieces that challenge your own preconceptions and ideas. You will work in a broad range of mediums, from traditional drawing to painting, print, mixed media and photography, to textiles and sculpture. A broad study of a range of artists, designers and illustrators will enrich and inspire your own creative practice.

This will help you improve your drawing skills and overall ability to interpret and record what you see through different media. Hereford Art Department believe that every student has the potential to be creative in a personal and meaningful way; by choosing this course you will embark on the journey to become a fully functioning artist. You will need to be fully committed, work hard and be open to explore new approaches and ideas.

The Brief: We ask that you explore the themes **Object / Space/ Artefact** through drawing, research and painting. You could look at objects with significance, history, interior spaces you inhabit or various natural or artificial objects. The idea of these tasks are for you to practise your practical skills and consider links to artists and possibly the meaning behind their work and your own.

We have also included some extension tasks. We ask that you do your best and show off your level of skills to the best of your ability. Each page may explore a different idea, or document a development, concluding in a final piece/response. The project will help you develop the creative, research and practical skills required for A Level study, in addition to being an outlet for you to express yourselves. Your work can be figurative, abstract, photographic, mixed media, there are no restrictions on your creativity.

If you are on Instagram you can upload images of your work tagging @hsfc.photo.art we can then feature your work on our page.



Nathan Ford




Howard Phipps



Christo – Wrapped Bottle

What we want you to do: **COMPULSORY WORK**

TASK 1: Complete one A3 tonal drawing. EG: bones/objects/ interiors. Use exaggerated light source showing strong contrast. Examples and help [here](#).



TASK 2: Look at one of the listed artists listed on the Pinterest links (LISTED BELOW) and choose one of interest, select a piece of their work print it out, analyse by discussing line, tone, texture, shape, composition, colour and pattern and meaning. What it represents and the mood it has or what it reminds you of and what techniques you would like to use in your own work. Use one of these sheets to [help](#).

Some useful Links:

OBJECT: <https://www.pinterest.co.uk/christebird/objects/>



INTERIOR: <https://www.pinterest.co.uk/christebird/interiors/>

STILL LIFE: <https://www.tate.org.uk/art/art-terms/s/still-life>,

VANITAS: <https://www.tate.org.uk/art/art-terms/v/vanitas>

NATURAL FORM: <https://www.pinterest.co.uk/christebird/natural-form/>

INTERNAL EXTERNAL: <https://www.pinterest.co.uk/christebird/internal-external/>



TASK 3: Produce an A3 piece (on drawing paper) in response to your favoured way of working/artist and bring to your first lesson. Use a similar technique whether this be using paint, colour pencil, biro or sculpture – the choice is yours. It must link to the artist you analysed. Click [here](#) for examples and help – various suggestions. All images needs to be on drawing paper. Ensure all work is photographed as you will be expected to put on a PowerPoint in the first week of college.

Please feel free to contact me if you have any further questions. Chris Bird – ceb@hereford.ac.uk. We really look forward to seeing your progress in September.

We want you to produce a body of work over the Summer so you are prepared for the start of the A Level course. We have included some optional tasks below.

On Instagram you can upload images of your work tagging @hsfc.art.photo we can then feature your work on our page.

